

K73E Repair Guide

2011/4/8
Janmouss_chang
CSC-GRMA

01. Block Diagram
02. System Setting
03. CPU, DIM, PEG, FDI, CLK, MISC
04. CPU, DDR3
05. CPU, CFG, RSVD, GND
06. CPU, PWR
07. CPU, XDP

14. DIM, DDR3 SO-DIMM A(1)
15. DIM, DDR3 SO-DIMM B(1)
16. DIM, DDR3 SO-DIMM A(0)
17. DIM, DDR3 SO-DIMM B(0)
18. DIM, CAOD Voltage
19. CPU, VIO Controller

20. PCH-CPT SATA, HDA, RTC, LPC
21. PCH-CPT PCIE, CLK, SMB, PEG
22. PCH-CPT FDI, DIM, SYS, PWR
23. PCH-CPT DP, LVD, LVDS, CRT
24. PCH-CPT PCL, NVRAM, USB
25. PCH-CPT CPU, GPIO, MISC

26. PCH-CPT PWR, GND
27. PCH-CPT PWR, GND
28. PCH-CPT SPI, ROM, OTH
29. CLK, ICS9LRS3161
30. KBC, IT8572

31. KBC, KB & TP
32. RST, Reset Circuit
33. LAN, AR8151
34. LAN, RJ45 Conn.
35. AUD, ALC2890-GR

36. AUD, SPKR, Woofer, Mic
42. CB, AUK437
44. BUG, LPC
45. CRT, LVD
46. CRT, D-Sub
48. CRT, HDMI

49. N/A
50. FAN, Thermal Sensor & Fan
51. XDD, HDD & ODD CON.
52. USB ports '4
53. PCI, WIF/WiMax

56. LED, LED & Switch
57. DSG, Discharge
58. PRO, Protect
60. BAT, IN
61. BT, Bluetooth
64. N/A

65. ME, W2B conn. & NUT
66. W2B Connector DC, BQ & LID
67. W2B Connector IO, BO
68. OTH, EMI Caps
69. OTH, ISEX, XDP

70. VGA, PCI EXPRESS(1)
71. VGA, MEMORY INTERFACE-A(2)
72. VGA, FRAME BUFFER-A(3)
73. VGA, FRAME BUFFER-B(4)
74. VGA, DAC, LVDS, HDMI(5)

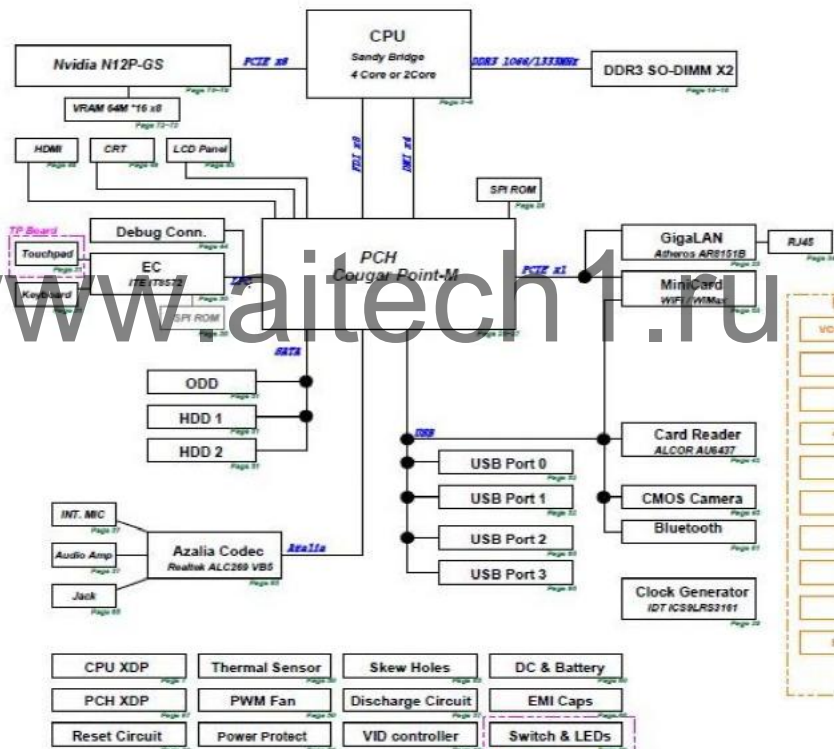
75. VGA, GPIO, DP, THERM(6)
76. VGA, XTAL/STRAPPING(7)
77. VGA, PWG/GND(8)
78. N/A
79. N/A

80. PW, VCORE(1)SL5831
81. PW, SYSTEM(RTS200A)
82. PWR, IO, VCCP, PCH(RTS202A)
83. PW, IO, DDR(RTS202A+uP7711)
84. PW, LDO, +1.8V(RTS2019)

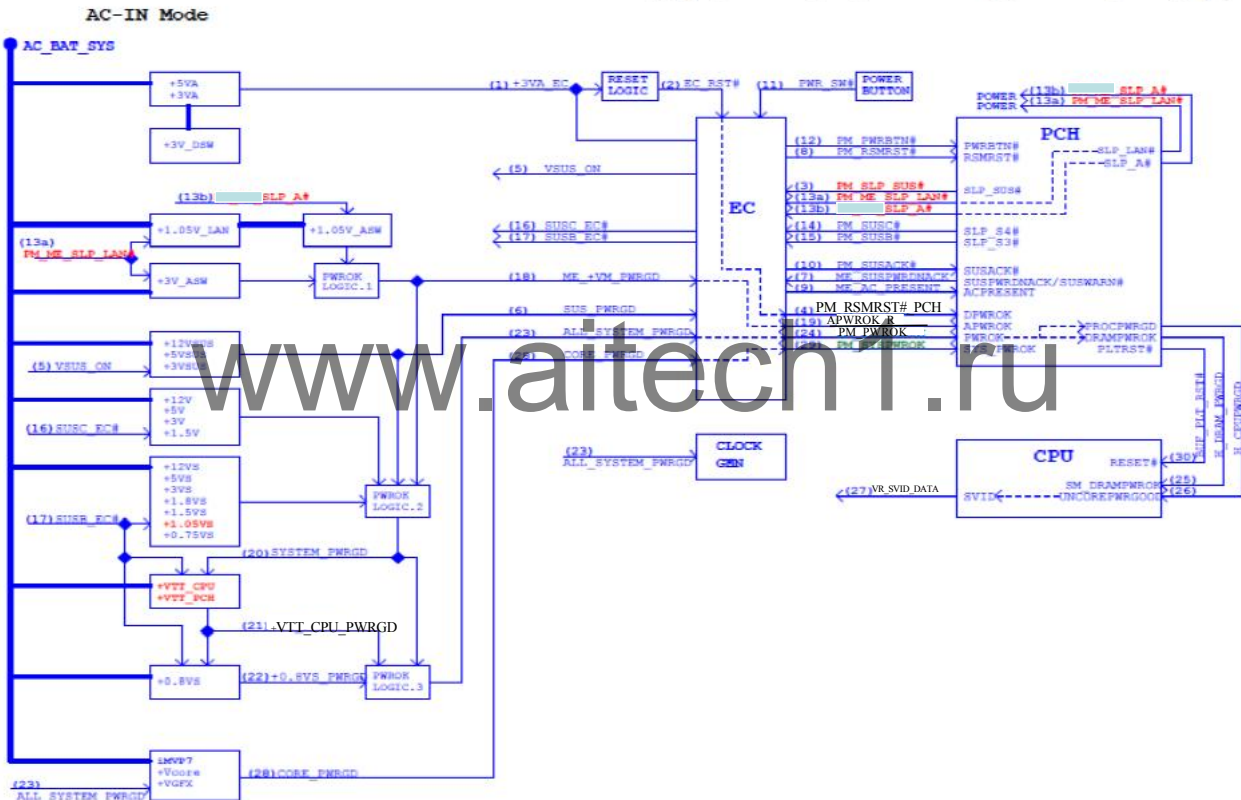
85. PW, GPU, NVDD, CORE(RTS202)
87. PW, I/O, +0.8V(RTS202A)
88. PW, CHARGER(MB38A132)
91. PWR, LOAD SWITCH
93. PWR, SIGNAL

94. PWR, Flowchart
95. Revision History

K73 Block Diagram



2011/4/8
Janmous_chang
CSC-GRMA



2011/4/8
Janmous_chang
CSC-GRMA

```

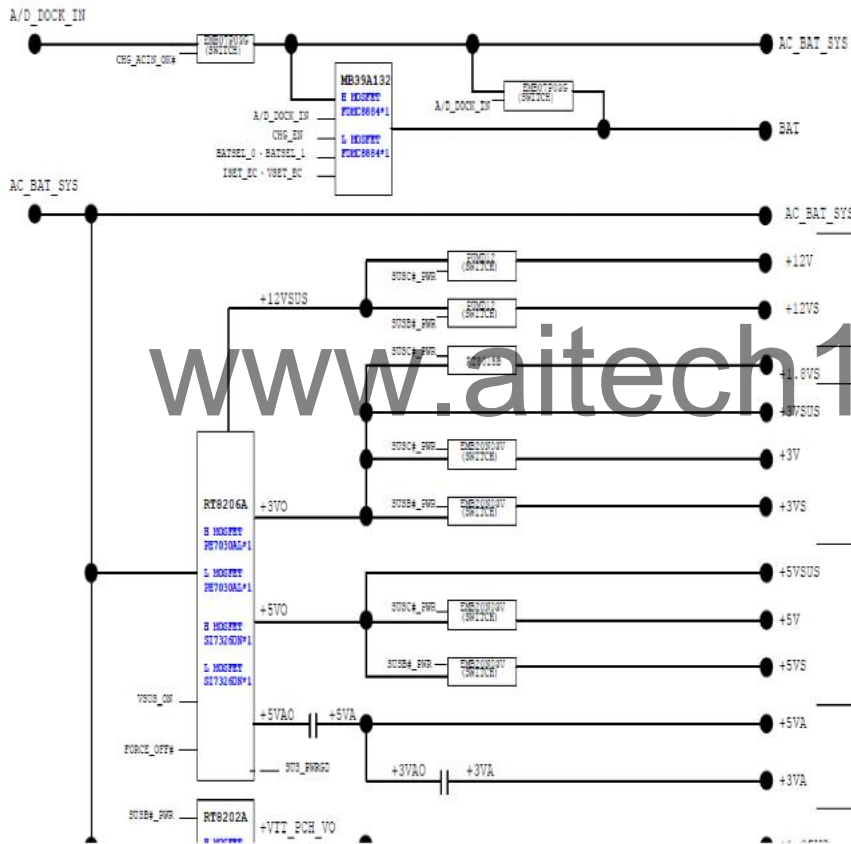
1 +3V3A/+5V3A/+3V3A_EC          2 SC_RST#
                               VccIOBn
3 PM_SLP_STS                     4 PM_DPMWOK
5 VSUS_ON
+3VSUS/+5VSUS
SUS_PWRGD
7 ME_SSPWRDnDnCl
8 PM_RSTST#
9 ME_AC_PRESENT                 10 PM_SUSACK#
                               11 PM_SW#
                               12 PM_FGHTST#
13(a) PM_ME_SLP_LAN#
13(b) PM_ME_SLP_A#
                               14 PM_SUSO#
                               15 PM_SUSI#
                               16 SUSACK#
                               17 SUSB#
                               18 SUSB_BCH#
5V3A/+1.5V3A/+5V3A/+VSUS
s/s1, sVSUS/+3VSUS/+VWDG
20 SYSTEM_PMRGD
+VTT_CPU
21 +VTT_CPU_PMRGD
+0.8Vt
22 +0.8Vt_PMRGD
23 ALL_SYSTEM_PMRGD
24 PM_FCHPWOK
25 PM_FCHSPWOK
26 H_DRAM_PMRGD
27 H_CPUFGWOK
28 SVID
+VCCORE
+VccIOFX
29 VSM_PMRGD
30 SUT_BAT#
31 BUE_PLT_RST#

```



K73E Repair Guide

2011/4/8
Janmou_chang
CSC-GRMA



N53S

Non-IAMT

Design rating

(10mA)

(10mA)

(10mA)

(10mA)

(2A)

(2A)

(0.64A)

(0.64A)

(1.24A)

(5A)

(3.71A)

(3.71A)

(0.01A)

(0.01A)

(1.7A)

(5A)

(3.76A)

(3.76A)

(0.12A)


(0.1A)

(0.12A)

(0.1A)


K73E Repair Guide

2011/4/8
Janmou_chang
CSC-GRMA



K73E Repair Guide(TOP)

2011/4/8
Janmous_chang
CSC-GRMA



K73E Repair Guide(Bottom)

2011/4/8
Janmou_chang
CSC-GRMA

PWR_SW#

+5VA

+5V

AC_BAT_SYS

BUF_PLT_RST#

ALL_SYS
M_PWRGD

+5VSUS
+12V

+Vcore

VRM_PWRGD

VR_SVID_DATA

+12VSUS

PM_PWRBTN#

SLP_A#

+12VSUS

SUS_PWRGD

+3V

H_DRAM_PWRGD

+VGFX

PM_SUSACK#

PM_SYSPWROK

H_CPUPWRGD

PM_RSMR

SUSB_EC#

ST#_PCH

PM_SUSC#

PM_SUSB#

PM_MP_SLP_LAN#

EC_RST#

SUSC_EC#

VSUS_ON

+5VS

PM_SLP_SUS#

+3VA

+3VA_EC

+3VS

